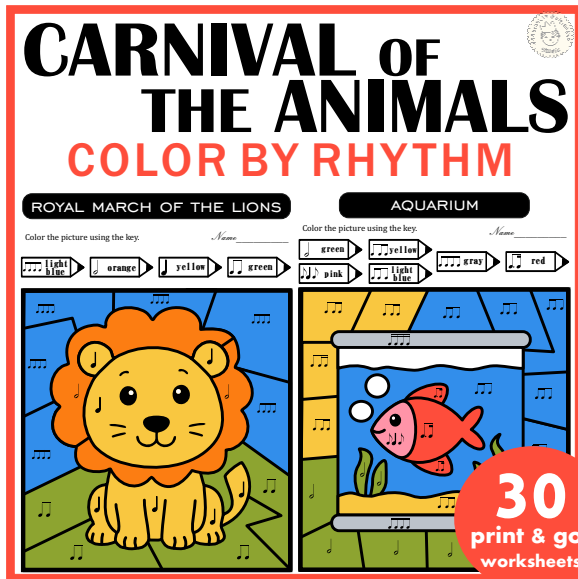



# The Carnival of the Animals Music Color by Rhythm Worksheets



- ~ Reinforces Music Rhythm in a Fun Way
- ~ No-Prep, Time-Saving Resource
- ~ Great for Multiple Classroom Uses
- ~ Works Across Grade Levels

## What's included?

**COLOR BY:**



**Ta, Ti-Ti**  
**Ta resh (Shh)**  
**Too (Half note)**  
**Tika-Tika**  
**Ti-Tika**  
**Tika-Ti**  
**Syn-co-pa**  
**Tum-ti**  
**Tim-ka**


ELEPHANT	PIANISTS	THE SWAN
Color the picture using the key. <i>Name</i> _____ light blue, yellow, green, gray	Color the picture using the key. <i>Name</i> _____ light blue, green, yellow, black, red	Color the picture using the key. <i>Name</i> _____ light blue, green, yellow, orange, blue

# set - 1 for younger students

Music symbols match the symbols in the picture.


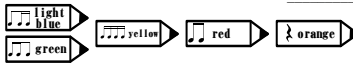
## ROYAL MARCH OF THE LIONS

Color the picture using the key. *Name* \_\_\_\_\_




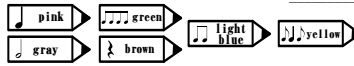
## HENS AND ROOSTERS

Color the picture using the key. *Name* \_\_\_\_\_




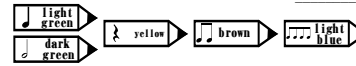
## WILD DONKEYS

Color the picture using the key. *Name* \_\_\_\_\_



## TORTOISES

Color the picture using the key. *Name* \_\_\_\_\_



- ♥ Independent work
- ♥ Music centers
- ♥ Early finishers
- ♥ Sub plans
- ♥ Calm-down activities

# set - 2 for older students


Music symbols match the term in the picture.

- ♥ Fun learning
- ♥ High engagement
- ♥ Increases focus
- ♥ Stress relief
- ♥ Patience building

## ELEPHANT

Color the picture using the key. *Name* \_\_\_\_\_

4 Sixteenth notes	Half note	Quarter note	2 Eighth notes
YELLOW	LIGHT BLUE	GRAY	GREEN



## KANGAROOS

Color the picture using the key. *Name* \_\_\_\_\_


Eighth note	2 Sixteenth notes	2 Sixteenth notes	Quarter note	2 Eighth notes
SIXTEENTH NOTE	ORANGE	LIGHT BLUE	YELLOW	GREEN



## AQUARIUM

Color the picture using the key. *Name* \_\_\_\_\_


Half note	Eighth note	Eighth note	1 Sixteenth note	4 Sixteenth notes	Quarter note
GREEN	QUARTER NOTE	SIXTEENTH NOTE	LIGHT BLUE	GRAY	RED



## CHARACTERS WITH LONG EARS

Color the picture using the key. *Name* \_\_\_\_\_

Quarter note	Quarter note	2 Sixteenth notes	Quarter note	Quarter rest
LIGHT BLUE	GREEN	YELLOW	GRAY	PINK


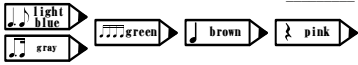


# answer sheets

## Assess at a glance!


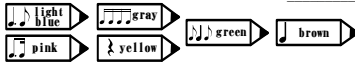
### CHARACTERS WITH LONG EARS

Color the picture using the key. Name \_\_\_\_\_




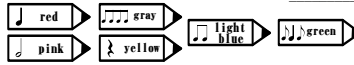
### CUCKOO IN THE WOODS

Color the picture using the key. Name \_\_\_\_\_



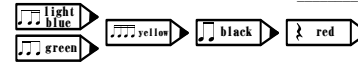
### THE AVIARY

Color the picture using the key. Name \_\_\_\_\_



### PIANISTS

Color the picture using the key. Name \_\_\_\_\_



- ♥ Zero prep
- ♥ Bulletin board material
- ♥ Instant assessment
- ♥ Homework
- ♥ Inclusive learning

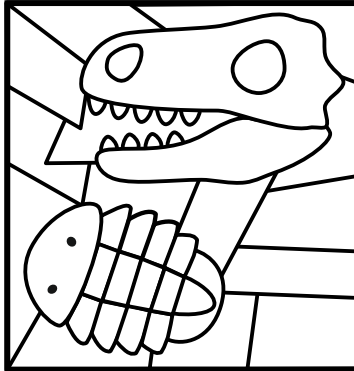
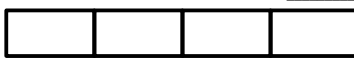
# blank sheets

## Create your own music worksheets!

- ♥ Warm-up activity
- ♥ Elementary music
- ♥ Home school
- ♥ Music studio
- ♥ Sub - teachers


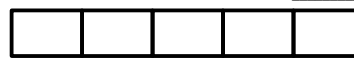
### FOSSILS

Color the picture using the key. Name \_\_\_\_\_




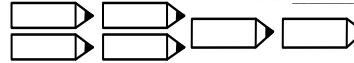
### THE SWAN

Color the picture using the key. Name \_\_\_\_\_



### ROYAL MARCH OF THE LIONS

Color the picture using the key. Name \_\_\_\_\_



### FINALE

Color the picture using the key. Name \_\_\_\_\_

