

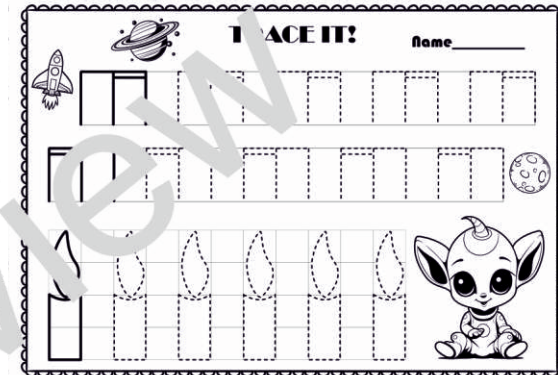






Pre-writing Worksheets for Music Class



~ 16 printable.pdf pages
~ TPT Easel Activity

More Music Tracing Pages You Might Like

Music Tracing Sheets

Notes
Rests
Symbols

Treble Clef

Color it

Trace it on the staff

Trace it

Treble Clef

Music Symbols Play Dough Mats

for Young Musicians

Treble clef

Let's Learn the Music Symbols

No Prep Printables

A Little Revision

Directions: Name these clefs, then color them. Use bright colors.

Trace these clefs. Draw two Treble clefs.

Trace these clefs. Copy them.

Complete the missing parts of these clefs.

Music Symbols Road Tracing Mats

Color B&W

Two eighth notes

Music Tracing Book

Animal themed

Class _____ Name _____

Draw and complete the missing letters.

Trace it.

Put the ball into the number of beats.

beats

Tracing Music Notes Worksheets for Violin Students

Music Symbols Q-Tip Painting Mats

for Young Musicians

bass clef

This symbol is called a bass clef (also known as a F clef).

Tracing Music Notes Worksheets for kids Bundle

Whole Note

Sixteenth Note

Music Symbols Dot Marker Activities

for Young Musicians

Eighth note

Music Notes and Symbols Tracing Sheets

for Young Musicians

Name _____

Directions: Trace and color the Treble clef.

Music Trace and Color Worksheets

for Young Musicians

Trace the Music Symbols

Name _____

Treble clef Bar Line Beat Double Bar Line

Treble Clef Tracing Music Notes Worksheets for Fall

Bass Clef Tracing Music Worksheets for Winter

MUSICAL TRACING WORKSHEETS BUNDLE FOR SPRING

Trace the Treble Clef

Summer Trace and Color Music Worksheets

for Young Musicians

Trace the Notes

Name _____

Trace and color the pictures using the key.

The key: red brown yellow pink orange