


# Musical Coloring Pages for Fall

## Lines and Spaces with answers

### Musical Coloring

Directions:  
Color the picture using the color key.  
Complete with colors of your choice.  
Name \_\_\_\_\_

**The key**  
Line notes - brown  
Space notes - yellow  
Notes off the staff - green




Copyright © 2019 A.M. Studio

### Musical Coloring

Directions:  
Make your own color key  
and color the picture.  
Name \_\_\_\_\_

**The key**  
Line notes - \_\_\_\_\_  
Space notes - \_\_\_\_\_  
Notes off the staff - \_\_\_\_\_




Copyright © 2019 A.M. Studio

### Musical Coloring

Directions:  
Color the picture using the color key.  
Complete with colors of your choice.  
Name \_\_\_\_\_

**The key**  
Line notes - brown  
Space notes - yellow  
Notes off the staff - green




Copyright © 2019 A.M. Studio

### Musical Coloring

Directions:  
Color the picture using the color key.  
Complete with colors of your choice.  
Name \_\_\_\_\_

**The key**  
Line notes - yellow  
Space notes - orange

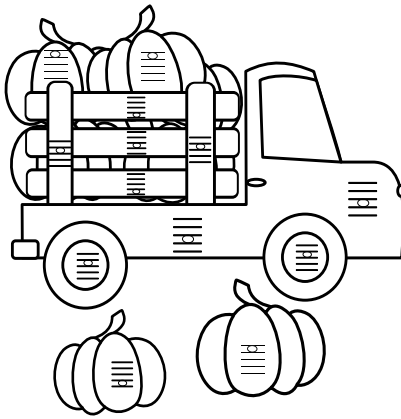


Copyright © 2019 A.M. Studio

### Musical Coloring

Directions:  
Make your own color key  
and color the picture.  
Name \_\_\_\_\_

**The key**  
Space 1 - \_\_\_\_\_  
Space 2 - \_\_\_\_\_  
Space 3 - \_\_\_\_\_  
Space 4 - \_\_\_\_\_




Copyright © 2019 A.M. Studio

### Musical Coloring

Directions:  
Color the picture using the color key.  
Complete with colors of your choice.  
Name \_\_\_\_\_

**The key**  
Line 1 - yellow  
Line 2 - green  
Line 3 - brown  
Line 4 - orange  
Line 5 - red




Copyright © 2019 A.M. Studio

### Musical Coloring

Directions:  
Color the picture using the color key.  
Complete with colors of your choice.  
Name \_\_\_\_\_

**The key**  
Line 1 - orange  
Line 2 - green  
Line 3 - gray  
Line 4 - brown  
Line 5 - blue  
Space 1 - yellow  
Space 2 - purple  
Space 3 - red  
Space 4 - black




Copyright © 2019 A.M. Studio

### Musical Coloring

Directions:  
Make your own color key  
and color the picture.  
Name \_\_\_\_\_

**The key**  
Space 1 - \_\_\_\_\_  
Space 2 - \_\_\_\_\_  
Space 3 - \_\_\_\_\_  
Space 4 - \_\_\_\_\_




Copyright © 2019 A.M. Studio

### Musical Coloring

Directions:  
Color the picture using the color key.  
Complete with colors of your choice.  
Name \_\_\_\_\_

**The key**  
Line 1 - orange  
Line 2 - brown  
Line 3 - green  
Line 4 - yellow  
Line 5 - red



Copyright © 2019 A.M. Studio



# Credits

Welcome!

Thank you for your downloading this preview.

Graphics by Anastasiya Multimedia Studio

<http://anastasiya.studio/>

Fonts by Misti's Fonts

Please note: This file is for a single classroom use only.

You are not permitted to share or distribute this file.

If you have any questions or would like any modification,

please feel free to email me at [info@anastasiya.studio](mailto:info@anastasiya.studio)

If you like what you see, please rate this product!

Please see our other items at:

<http://anastasiya.studio/>

Thank you so much for your support!



# You might also like:



## Follow my store for Freebies!

Please see our other items at:

<https://www.teacherspayteachers.com/Store/Anastasiya-Multimedia-Studio>

or

<http://anastasiya.studio/>

Thank you so much for your support!

Click [here](#) to visit my website!

