


Music Tracing Book

Animal themed

- ~ 44 .pdf pages with colorful background
- ~ 44 .pdf pages with white background

A whole note is equal to 4 beats in 4/4 time.



Class _____ **Name** _____

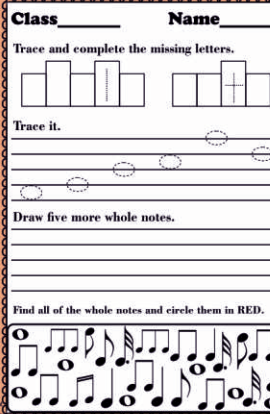
Trace and complete the missing letters.

Trace it.


Draw five more whole notes.

Find all of the whole notes and circle them in RED.

whole note



A whole note is equal to 4 beats in 4/4 time.



Class _____ **Name** _____

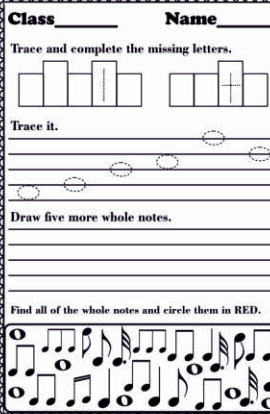
Trace and complete the missing letters.

Trace it.

Draw five more whole notes.

Find all of the whole notes and circle them in RED.

whole note



Bar lines are placed on a musical staff to separate the divisions of time. The space between two bar lines is called a measure or bar.



Class _____ **Name** _____

Trace and complete the missing letters.

Trace it.

Color all of the plants with the bar lines in GREEN.

bar line

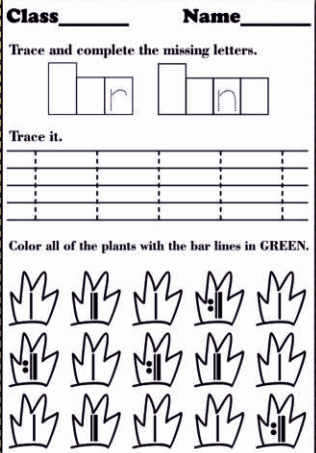


Class _____ **Name** _____


Trace and complete the missing letters.

Trace it.

Color all of the plants with the bar lines in GREEN.



An eighth note is equal to 1/2 of a beat in 4/4 time.



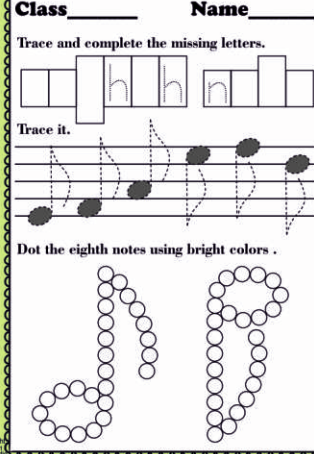
Class _____ **Name** _____

Trace and complete the missing letters.

Trace it.

Dot the eighth notes using bright colors.

eighth note




Class _____ **Name** _____


Trace and complete the missing letters.

Trace it.

Dot the eighth notes using bright colors.



Two beamed eighth notes are equal to 1 beat in 4/4 time.




Class _____ **Name** _____

Trace and complete the missing letters.

Trace it.

Connect the dots from 1 to 16.

eighth notes

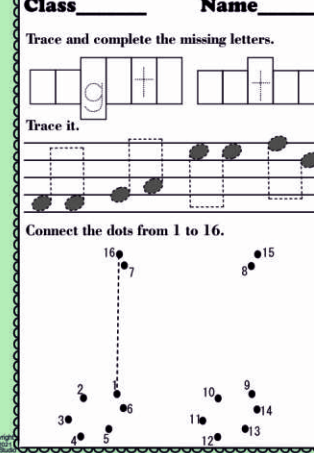


Class _____ **Name** _____


Trace and complete the missing letters.

Trace it.

Connect the dots from 1 to 16.



A dotted quarter note is equal to 1 1/2 beats in 4/4 time.



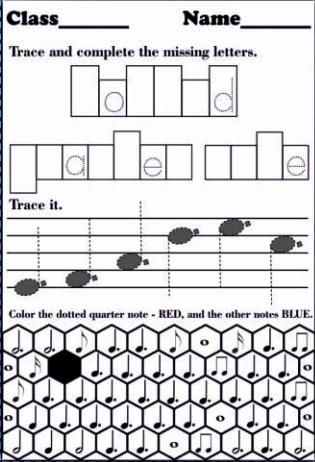
Class _____ **Name** _____

Trace and complete the missing letters.

Trace it.

Color the dotted quarter note - RED, and the other notes BLUE.

dotted quarter note

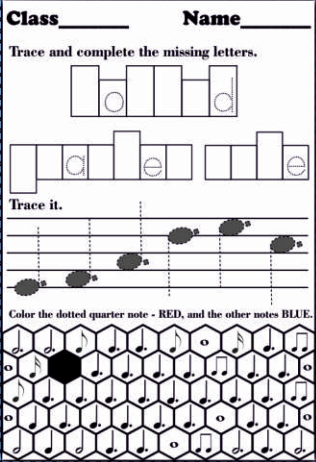


Class _____ **Name** _____

Trace and complete the missing letters.

Trace it.

Color the dotted quarter note - RED, and the other notes BLUE.



A tie is a curved line that connects two or more notes of the same pitch. Ties connect one note value to another.



Class _____ **Name** _____

Trace and complete the missing letters.

Trace it.


tie



Class _____ **Name** _____

Trace and complete the missing letters.

Trace it.



A whole rest is equal to 4 beats in 4/4 time.



Class _____ **Name** _____

Trace and complete the missing letters.

Trace it.

Draw five more whole rests.

Find all of the whole rests and circle them in RED.

whole rest



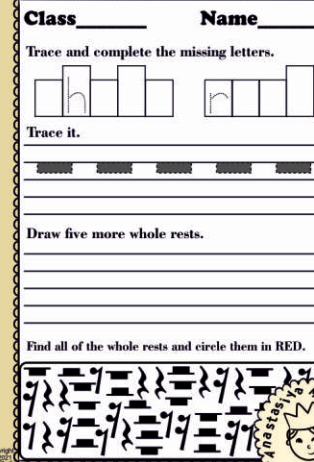
Class _____ **Name** _____

Trace and complete the missing letters.

Trace it.

Draw five more whole rests.

Find all of the whole rests and circle them in RED.





Music Tracing Book

Animal themed

- ~ 44 .pdf pages with colorful background
- ~ 44 .pdf pages with white background

This symbol is called a treble clef (also known as a G clef). The treble clef wraps around the G staff line.




Class _____ Name _____

Trace and complete the missing letters.

_____ e _____ e _____ f


Trace it.



Draw five more treble clefs.

treble clef

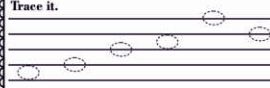
A whole note is equal to 4 beats in 4/4 time.



Class _____ Name _____


Trace and complete the missing letters.

Trace it.




Draw five more whole notes.

Find all of the whole notes and circle them in RED.



whole note

Four barred sixteenth notes are equal to 1 beat in 4/4 time.



four

sixteenth notes


Class _____ Name _____

Trace and complete the missing letters.

_____ x _____ e _____ h _____

_____ s

Trace it.



A half rest is equal to 2 beats in 4/4 time.




half rest

Class _____ Name _____


Trace and complete the missing letters.

Trace it.




Draw five more half rests.

Dot the half rest using bright colors.



A quarter rest is equal to 1 beat in 4/4 time.




quarter rest

Class _____ Name _____



Trace and complete the missing letters.

_____ a _____ e _____ e _____

Trace it.



Color the quarter rest RED, and the other rests GREEN. Color the notes YELLOW.

pianissimo

very quiet


Class _____ Name _____

Trace and complete the missing letters.


_____ a _____ s _____ o _____

_____ y _____ u _____


Trace it.



Dot the pianissimo using bright colors.



This sign tells us that the music should be repeated.



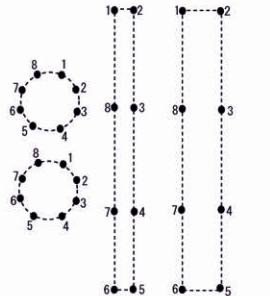
repeat sign

Class _____ Name _____


Trace and complete the missing letters.

_____ e _____ t _____ g _____

Connect the dots from 1 to 8. Then color in the repeat sign.



A staccato is a dot above or below the note. It tells you to play it short and detached.



staccato

Class _____ Name _____

Trace and complete the missing letters.

_____ t _____ e _____ t _____

Color all of the leaves with a staccato note.




Table of contents

Music notes

Colorful background

3-12

White background

49-58

whole note 3 (49)
dotted half note 4 (50)
half note 5 (15)
dotted quarter note 6 (52)
quarter note 7 (53)
eighth note 8 (54)
two barred eighth notes 9 (55)
sixteenth note 10 (56)
four barred sixteenth notes 11 (57)
eighth note triplet 12 (58)

Music rests

Colorful background

13-17

White background

59-63

whole rest 13 (59)
half rest 14 (60)
quarter rest 15 (61)
eighth rest 16 (62)
sixteenth rest 17 (63)

Music symbols

Colorful background

18-36

White background

64-82

staff 18 (64)
treble clef 19 (65)
bass clef 20 (66)
alto clef 21 (67)
brace 22 (68)
grand staff 23 (69)

bar line 24 (70)
double bar line 25 (71)
repeat sign 26 (72)
time signature 27 (73)
flat 28 (74)
sharp 29 (75)
natural 30(76)
ledger lines 31 (77)
tie 32 (78)
slur 33 (79)
staccato 34 (80)
accent 35 (81)
fermata 36 (82)

Dynamics

Colorful background

37-47

White background

83-93

fortissimo 37 (83)
forte 38 (84)
mezzo forte 39 (85)
pianissimo (very soft) 40 (86)
pianissimo (very quiet) 41 (87)
piano (soft) 42 (88)
piano (quiet) 43 (89)
mezzo piano (medium soft) 44 (90)
mezzo piano (medium quiet) 45 (91)
crescendo 46 (92)
decrescendo 47 (93)

Credits



Welcome!

Thank you for your downloading this preview.

Graphics by Anastasiya Multimedia Studio

<https://anastasiya.studio>

Fonts by Misti's Fonts



Please note: This file is for a single classroom use only.

You are not permitted to share or distribute this file.

If you have any questions or would like any modification,

please feel free to email me at info@anastasiya.studio

If you like what you see, please rate this product!

Please see our other items at:

<https://www.teacherspayteachers.com/Store/Anastasiya-Multimedia-Studio>

Follow my store for Freebies!

