

My name is _____ Class _____

THIS IS A STAFF.

The staff is the foundation on which notes are drawn. It has 5 lines and 4 spaces.

Staff

Directions:
Draw the staff by connecting the dots. Use a ruler or straight edge. Then number the lines and the spaces.

My name is _____ Class _____

Directions:
Trace the Treble Clef

These Treble Clefs have parts missing. Complete them and then trace and color them.

My name is _____ Class _____

BASS CLEF
This symbol is called a Bass clef (also known as an F-clef). The staff line between the two dots of the Bass clef is F.

Bass clef

Directions:
Find the Bass Clefs and color them.

Let's color The Alto clef

My name is _____ Class _____

Directions:
GREEN YELLOW RED Other Music Symbols

50+ Ready-to-Print Pages

A Little Revision

Directions:
Name these clefs then color them. Use bright colors.

My name is _____ Class _____

Trace these clefs. Draw two Treble Clefs.

Trace these clefs. Copy them.

Complete the missing parts of these clefs.

My name is _____ Class _____

Directions:
Trace the Notes

Trace these notes on the staff.

Trace the higher note red and the lower note green. Then use the letters H and L to indicate notes in the given boxes.

Directions:
Cut and Glue the name of the notes and the number of beats to complete the table.

My name is _____ Class _____

Note	Name	Beats

EIGHTH	WHOLE	HALF	QUARTER
4 BEATS	1/2 BEAT	2 BEATS	1 BEAT

Let's color!

My name is _____ Class _____

Directions:
Color the Music Symbols using the key.

TREBLE CLEF blue	REPEAT SIGN gray	EIGHTH NOTE ON LINES green
SHARP black	QUARTER REST yellow	DOUBLE BAR LINE pink
TIME SIGNATURE dark green	BAR LINE red	HALF NOTE light blue
BASS CLEF orange	EIGHTH NOTE IN SPACES dark blue	WHOLE NOTE purple

What's Included in this Pack?

LET'S LEARN THE MUSIC SYMBOLS!

Table of Contents

Table of Contents		2-3
Music Staff:	Draw the staff by connecting the dots. Then number the lines and the spaces.	4
Treble Clef:	Find the Treble clefs and color them. Color the Treble clef using the key. Trace, complete and color the Treble Clef.	5-7
Bass Clef:	Find the Bass clefs and color them. Color the Bass clef using the key. Trace, complete and color the Bass Clef.	8-10
Alto Clef:	Find the Alto clefs and color them. Color the Alto clef using the key. Trace, complete and color the Alto Clef.	11-13
A Little Revision #1:	Color, name, trace, draw, copy and complete the missing parts of music clefs.	14
Notes:	Color all notes you can find. Trace the notes on the staff. Trace the higher note red and the lower note green.	15-16
	Color the Notes using the key. (Whole note, Half note, Quarter note, Eighth note)	17-20
A Little Revision #2:	Cut and Glue the name of the notes and number of beats to complete the table. Color, name, trace, draw, copy music clefs and notes.	21-22
Flat:	Find the Flats and color them. Color the Flat using the key. Trace the Flats, notes and clefs on the staff.	23-25
Sharp:	Find the Sharps and color them. Color the Sharp using the key. Trace the Sharps, notes and clefs on the staff.	26-28
Natural:	Find the Naturals and color them. Color the Natural using the key. Trace the Naturals, notes and clefs on the staff.	29-31
A Little Revision #3:	Color, name, trace, draw, copy on the staff (Flats, sharps, naturals, notes and music clefs). Complete the missing parts of music symbols.	32
	Cut and Glue the name of the music symbols and meanings to complete the chart (Flat, sharp, natural).	33
Rests:	Color all rests you can find.	34

LET'S LEARN THE MUSIC SYMBOLS!

Table of Contents

Rests:	Color the Rests using the key. (Whole rest, Half rest, Quarter rest, Eighth rest).	35-38
	Trace the rests on the staff. Cut and Glue the name of the rests and number of beats to complete the table.	39-40
A Little Revision #4:	Trace and copy the rests on the staff. Draw notes and rests on the staff. Cut and Glue notes, rests, their names, and number of beats to complete the chart.	41-42
Bar line:	Trace the bar lines on the staff. Circle all the bar lines on the staff.	43
Double Bar line:	Trace the double bar lines. Trace a piece of music and circle the double bar line in red.	44
Repeat sign:	Trace the repeat sign. Trace a piece of music and circle the repeat sign in orange.	45
Time signature:	Trace the time signatures.	46
General review:	Trace and Match! Trace and match the music symbols.	47
	Trace and Name! Trace and name the music symbols.	48
	Let's color! Color the Music Symbols using the key. Count and Write the total number of each item.	49
	Let's color! Color 3 melodies using the color key.	50
	Trace and Copy! Trace the melody and copy it.	51
	Label it! Cut out the labels. Glue them onto the correct place.	52
	Musical Coloring! Color the picture using the key.	53
Credits		54

My name is _____ Class _____

Directions:
Trace the Bass Clef

These Bass Clefs have parts missing. Complete them and then trace and color them.

Copyright © 2017 A.M. Studio

My name is _____ Class _____

Directions:
COLOR THE WHOLE NOTE.

Other Music Symbols ORANGE
Other Notes YELLOW
Clefs BLUE

Copyright © 2017 A.M. Studio

Directions:

My name is _____
Class _____

Cut and Glue the name of the rests and the number of beats to complete the chart.

Rest	Name	Beats

EIGHTH	HALF	WHOLE	QUARTER
4 BEATS	1/2 BEAT	1 BEAT	2 BEATS

Copyright © 2017 A.M. Studio

**Engaging activities for different learning styles:
coloring, tracing, writing, and hands-on tasks.**


Answer Keys Included!

My name is _____ Class _____

Let's color!

Directions:
Color the Music Symbols using the Key.
Count and Write the total number of each item.

BASS CLEFS gray	5	REPEAT SIGNS blue	6	EIGHTH NOTES pink	5
SHARPS black	2	QUARTER RESTS yellow	4	EIGHTH RESTS green	5
NATURALS orange	7	TREBLE CLEFS red	4	HALF NOTES purple	5

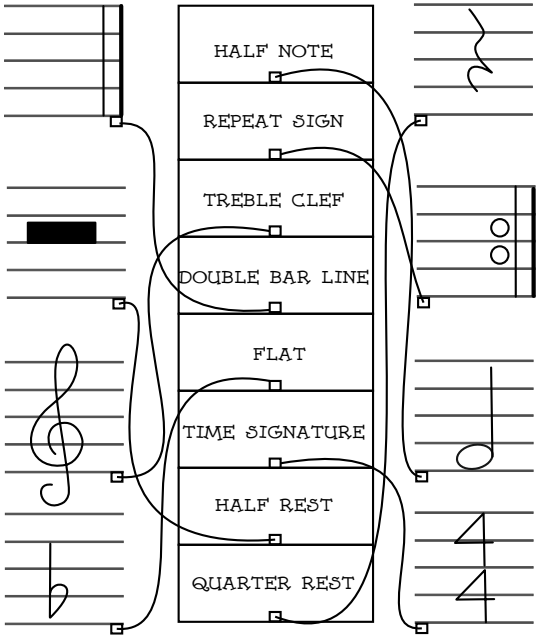


Copyright © 2017 A.M.Studio

My name is _____ Class _____

General review





Trace and Match!




Copyright © 2017 A.M.Studio

My name is _____ Class _____

Let's color The Alto clef

Directions:
 GREEN
 YELLOW
 RED
 Other Music Symbols ORANGE



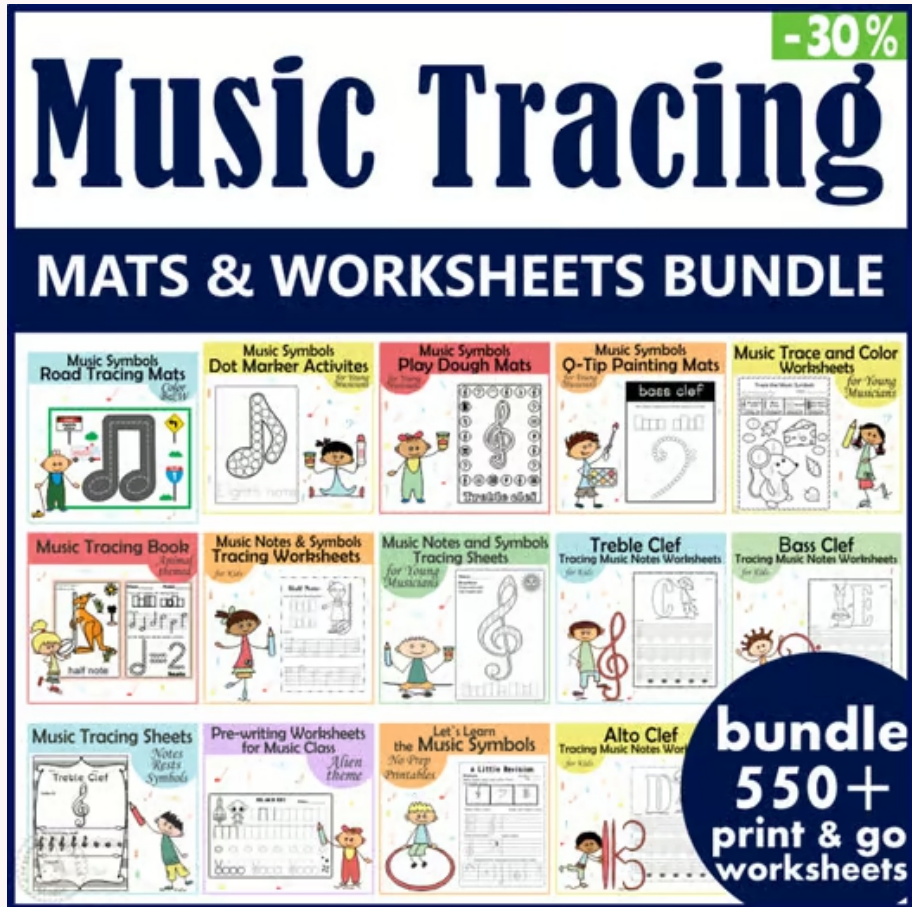
Copyright © 2017 A.M.Studio

Save your time — just print and go!

If you like using these pages, you may be interested in the **MUSIC TRACING BUNDLE!**

What's Inside:

- ♥ No-Prep & Ready to Print
- ♥ Perfect for Sub Plans
- ♥ Music Literacy & Fine Motor Skills
- ♥ Tracing, Coloring & Play Dough Mats



Save time and keep your students humming with joy!