

# EASTER MUSIC Mystery Images

- ~ 6 designs
- ~ 2 sets
- ~ answer sheets

**Color by Notes and Rests**

|                                  |                    |                          |                        |                     |
|----------------------------------|--------------------|--------------------------|------------------------|---------------------|
| beamed sixteenth notes<br>yellow | half note<br>brown | whole note<br>light blue | quarter note<br>orange | whole rest<br>green |
|----------------------------------|--------------------|--------------------------|------------------------|---------------------|

**Color by Notes and Rests**

|                       |                         |                    |                       |                     |
|-----------------------|-------------------------|--------------------|-----------------------|---------------------|
| eighth notes<br>black | half note<br>light blue | whole note<br>pink | quarter note<br>white | eighth note<br>gray |
|-----------------------|-------------------------|--------------------|-----------------------|---------------------|

**Color by Notes and Rests**

|                       |                         |                     |                        |                    |
|-----------------------|-------------------------|---------------------|------------------------|--------------------|
| eighth rest<br>orange | half rest<br>light blue | whole rest<br>green | quarter rest<br>yellow | eighth note<br>red |
|-----------------------|-------------------------|---------------------|------------------------|--------------------|

Set 1  
Symbol-Symbol

Set 2  
Term-Symbol

**Color by Notes and Rests**

|        |       |            |     |      |
|--------|-------|------------|-----|------|
|        |       |            |     |      |
| yellow | green | light blue | red | pink |

**Color by Notes and Rests**

|                     |                    |                           |                     |                      |
|---------------------|--------------------|---------------------------|---------------------|----------------------|
| half note<br>yellow | half rest<br>green | eighth note<br>light blue | quarter note<br>red | eighth notes<br>pink |
|---------------------|--------------------|---------------------------|---------------------|----------------------|

**Color by Notes and Rests**

|                      |                                      |                       |                   |
|----------------------|--------------------------------------|-----------------------|-------------------|
| quarter note<br>gray | beamed sixteenth notes<br>light blue | eighth notes<br>brown | half rest<br>pink |
|----------------------|--------------------------------------|-----------------------|-------------------|

**Color by Notes and Rests**

|                      |                                      |                       |                   |
|----------------------|--------------------------------------|-----------------------|-------------------|
| quarter note<br>gray | beamed sixteenth notes<br>light blue | eighth notes<br>brown | half rest<br>pink |
|----------------------|--------------------------------------|-----------------------|-------------------|



Copyright © 2024 A.M. Studio

Copyright © 2024 A.M. Studio


Copyright © 2024 A.M. Studio

Copyright © 2024 A.M. Studio

# More Music Worksheets You Might Like

## Music

### I SPY worksheets bundle



This bundle includes four 'I Spy' worksheets: 'Families', 'Musical Instruments', 'Orchestra Instruments', and 'Music Symbols'. Each worksheet features colorful illustrations of musical instruments and families. A blue badge in the bottom right corner states 'bundle 140+ print & go worksheets'.

## Tracing Music Notes Worksheets for kids Treble Clef



This worksheet is designed for tracing music notes on a treble clef staff. It includes several examples of notes and rests, with a large 'C' and 'G' note at the top for identification. The background is a light green with musical notes scattered throughout.

## SPRING COLOR BY MUSIC



This 'Color by Music' worksheet features three sections: 'COLOR BY BASS PITCH', 'NOTES AND RESTS', and 'DYNAMICS'. Each section contains a spring-themed illustration (a tree, a sun, and a bee) with musical notes and symbols overlaid. A key at the top explains the color-coding system.

## Music Symbols Play Dough Mats for Young Musicians



This worksheet is for young musicians and features a cartoon girl holding a play dough can. It includes a large treble clef and various musical symbols (quarter, eighth, and sixteenth notes, rests, and dynamics) arranged around it. The text 'Treble clef' is written at the bottom.


## Music COLOR BY NOTE

### seasons bundle



This bundle includes four 'Color by Note' worksheets for the seasons: 'Winter', 'Spring', 'Fall', and 'Summer'. Each worksheet features a seasonal illustration with musical notes and symbols. A blue badge in the bottom right corner states 'bundle 120+ print & go worksheets'.

## Let's Learn the Music Symbols No Prep Printables



This worksheet is titled 'A Little Revision' and includes a cartoon boy with a hula hoop. It features a key for music symbols and a section for tracing and copying notes and rests. The text 'No Prep Printables' is written in a cloud.


## Easter Color by Music Pages

### Notes and Rests



This worksheet features a cartoon rabbit sitting on a colorful Easter egg. It is designed for coloring by music notes and rests. A key at the bottom identifies the symbols with colors: Green for Quarter, Yellow for Two Eighth, Pink for Eighth, Blue for Half, and Brown for Quarter Rest.

## SPRING COLOR BY RHYTHM




This 'Color by Rhythm' worksheet features three sections: 'COLOR BY RHYTHM', 'BY RHYTHM', and 'BY RHYTHM'. Each section contains a spring-themed illustration (a bee, a rabbit, and a tree) with rhythmic patterns overlaid. A key at the top explains the color-coding system.

## Music Symbols Road Tracing Mats Color Be.W



This worksheet features a cartoon boy with a road sign. It includes a large musical note with a road tracing path inside it. The text 'Color Be.W' is written in a cursive font.

## Spring Color by Music Dynamics



This worksheet features a cartoon frog and a sun. It is designed for coloring by music dynamics. A key at the bottom identifies the symbols with colors: Blue for pp, Yellow for p, Orange for mp, Green for mf, and Light Green for f.


## Music COLOR BY NOTE

### EASTER



This bundle includes four 'Color by Note' worksheets for Easter: 'Easter Color by Music Pack', 'Easter Color by Music Pack', 'Easter Color by Music Pack', and 'Easter Color by Music Pack'. Each worksheet features an Easter-themed illustration with musical notes and symbols. A blue badge in the bottom right corner states 'bundle 80+ print & go worksheets'.

## EASTER COLOR BY MUSIC



This 'Color by Music' worksheet features three sections: 'COLOR BY DYNAMICS', 'TREBLE PITCH', and 'MUSIC SYMBOLS'. Each section contains an Easter-themed illustration (a rabbit, a rabbit, and a chick) with musical notes and symbols overlaid. A key at the top explains the color-coding system.

## Music COLOR BY NOTE

### SPRING



This bundle includes four 'Color by Note' worksheets for Spring: 'Spring Color by Music Pack', 'Spring Color by Music Pack', 'Spring Color by Music Pack', and 'Spring Color by Music Pack'. Each worksheet features a Spring-themed illustration with musical notes and symbols. A blue badge in the bottom right corner states 'bundle 90+ print & go worksheets'.

## Music Symbols Tracing Music Notes Worksheets for Spring



This worksheet features three sections for tracing music notes: 'Trace the Eighth Note', 'Trace two Eighth Notes', and 'Trace the Half Rest'. It includes illustrations of a rabbit, a bee, and a girl. A green oval contains the text 'Music Symbols Tracing Music Notes Worksheets for Spring'.

## EASTER COLOR BY RHYTHM



This 'Color by Rhythm' worksheet features three sections: 'COLOR BY RHYTHM', 'COLOR BY RHYTHM', and 'BY RHYTHM'. Each section contains an Easter-themed illustration (a chick, a rabbit, and a basket) with rhythmic patterns overlaid. A key at the top explains the color-coding system.

# Credits



Welcome!

Thank you for your downloading this preview.

Graphics by Anastasiya Multimedia Studio

<https://anastasiya.studio>

Fonts by Misti's Fonts



Please note: This file is for a single classroom use only.

You are not permitted to share or distribute this file.

If you have any questions or would like any modification,

please feel free to email me at [info@anastasiya.studio](mailto:info@anastasiya.studio)

If you like what you see, please rate this product!

Please see our other items at:

<https://www.teacherspayteachers.com/Store/Anastasiya-Multimedia-Studio>

Follow my store for Freebies!

